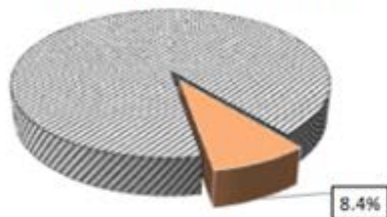


RTS de Laval - Total Population, 2021

Share of English-speaking Population

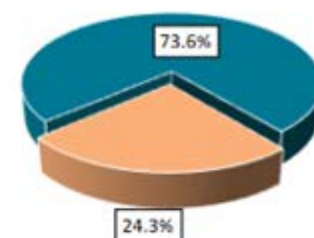


■ RTS de Laval ▨ Rest of Quebec

RTS de Laval, by Language Group

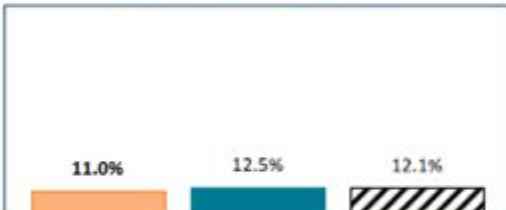
Characteristics	English Speakers		French Speakers	
	Total	%	Total	%
Total Population	104,530	24.3%	316,185	73.6%
Children 0 to 14	18,125	17.3%	55,300	17.5%
Seniors 65+	12,520	12.0%	57,490	18.2%
Lone Parent Family	11,470	11.0%	39,635	12.5%
Living Alone	7,400	7.1%	39,265	12.4%
Recent inter-prov.	1,310	1.3%	905	0.3%
Recent immigrants	5,315	5.3%	9,565	3.2%
Below LICO	7,330	7.0%	21,145	6.7%
Population 15+	86,415	82.7%	260,885	82.5%
Low Education	36,750	42.5%	98,470	37.7%
High Education	22,110	25.6%	65,680	25.2%
In Labour Force	61,020	70.6%	170,150	65.2%
Unemployed	6,575	10.8%	13,115	7.7%
Out of Labour Force	25,395	29.4%	90,725	34.8%
Income under \$20k	20,455	23.7%	54,385	20.8%
Income over \$50k	30,195	34.9%	101,130	38.8%

RTS de Laval



■ English Speakers ■ French Speakers

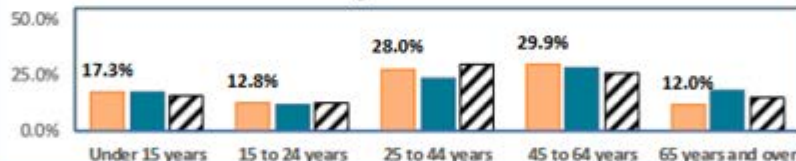
Lone Parent Family (Total)



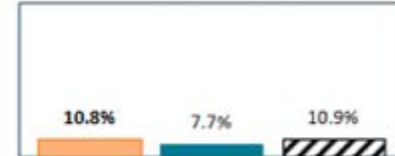
Living Alone (Total)



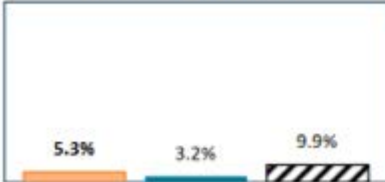
Age Structure



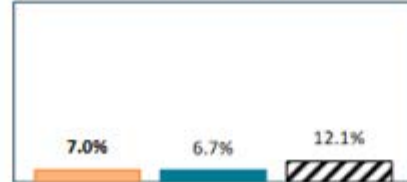
Unemployment (15+)



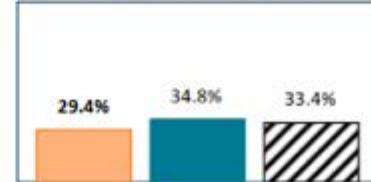
Recent Immigrants (5+)



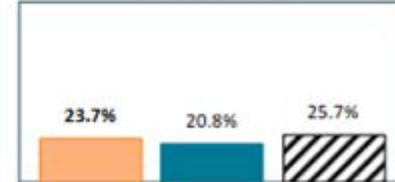
Below LICO (Total)



Out of Labour Force (15+)



Low Income (15+)



Legend
 ■ Local English speakers ■ Local French speakers ▨ Quebec's English speakers

